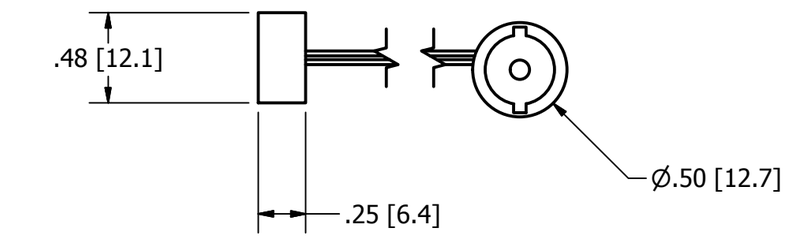

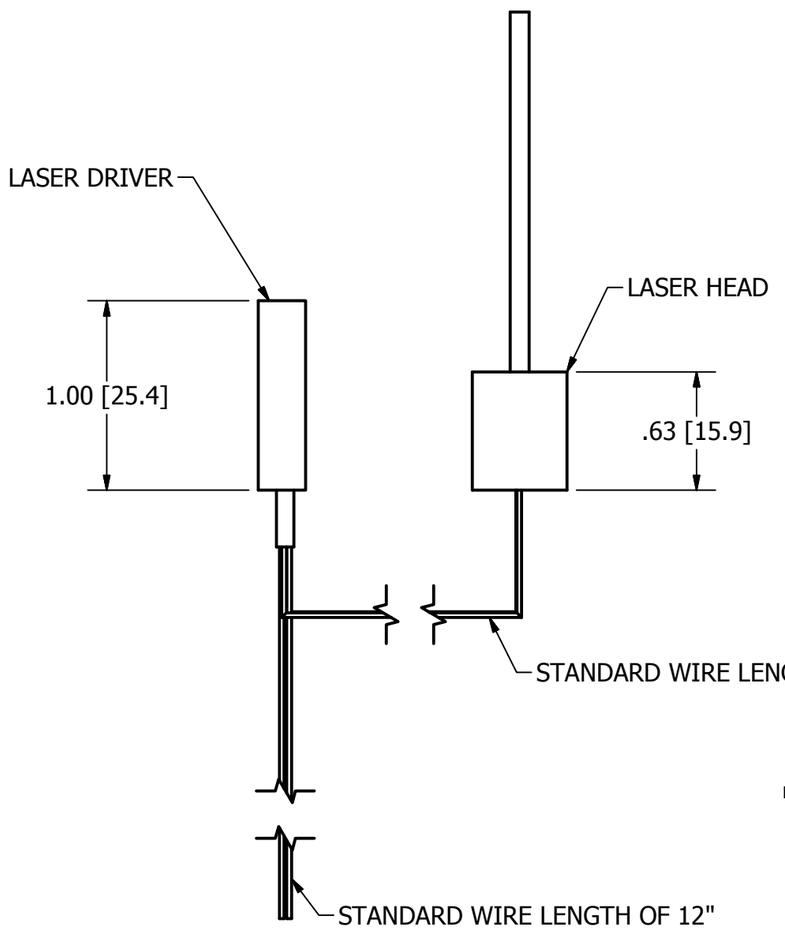

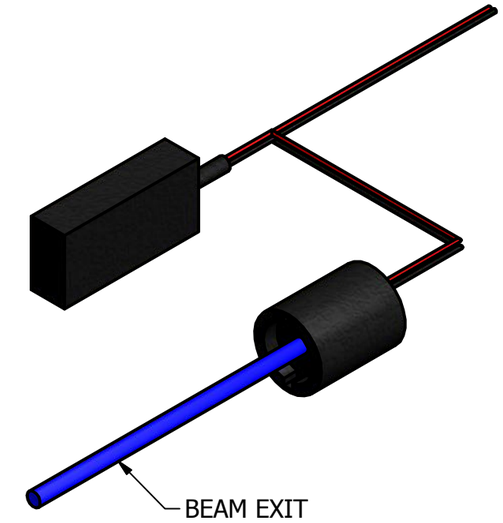

NOTE:
1) SHOWN WITH LDP 214/234 LASER DRIVER
2) OPTIONAL LDP 201/203 LASER DRIVER NOT PICTURED

NOTES:

1 INTERPRET DRAWING PER 40M114

2 THE CONTRACTOR. POWER TECHNOLOGY INC. HEREBY CERTIFIES THAT. TO THE BEST OF ITS KNOWLEDGE AND BELIEF,THE TECHNICAL DATA DELIVERED HEREWITH UNDER THE SUBJECT CONTRACT IS COMPLETE, ACCURATE AND COMPLIES WITH ALL REQUIREMENTS OF THE CONTRACT.

3 WORKMANSHIP SHALL BE IN ACCORDANCE WITH MIL- HDBK - 454. GUIDELINE 9.

4 Anodize Per mil-A-8625 Type II Class II

PROPRIETARY INFORMATION NOTICE: Despite any other copyright notices, this document and information disclosed herein contains confidential, proprietary designs owned by POWER TECHNOLOGY. Information contained herein shall NOT be reproduced, used or disclosed without the written authorization of POWER TECHNOLOGY.

MATERIAL: ALUMINUM

FINISH: BLACK ANODIZE

DIMENSIONAL TOLERANCES AND SYMBOLS IN ACCORDANCE WITH ANSI Y14.5M-1982

.xx±.01 ∠±2°

.xxx±.005 FRACTIONS+1/64

SCRATCH & DIG >63

ENGR | APPROVED

Power Technology Incorporated
Putting the "custom" back in "customer"

Power Technology, Inc.
Address correspondence to: P.O. Box 191117 Little Rock, Ar 72219-1117
Plant Location: 16302 Alexander Road Alexander, Ar. 72002
(501) 407-0712
(501) 407-0036 Fax

DRAWN SM DATE 4/3/26

CHECKED

PROJ.ENGR

SC

TITLE: **SPM LASER MODULE**

NO. 0-0218-0C08 | RV A | SZ B | Sheet of 1 1