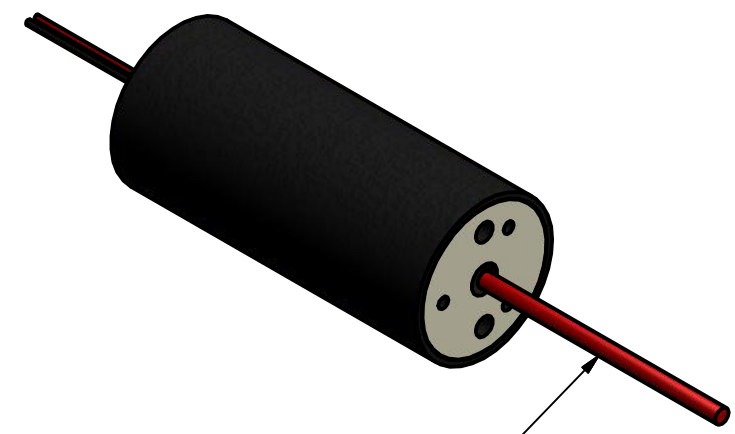
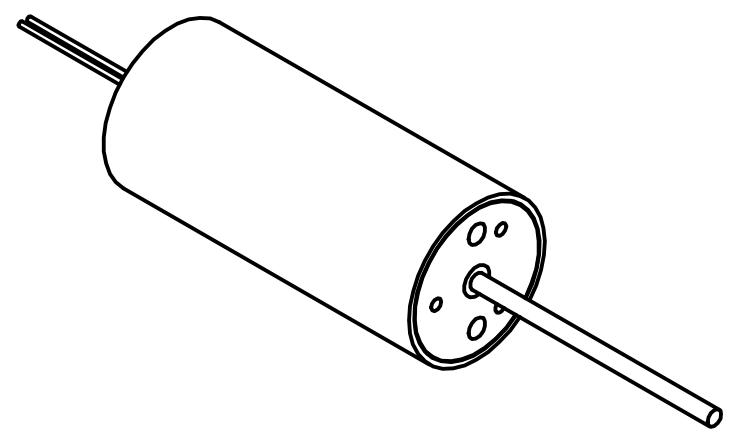


4 3 2 1

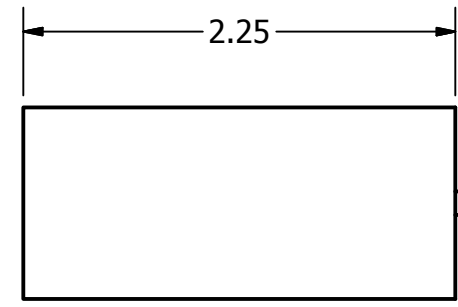
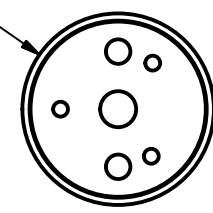
B

B



Beam Exit

Ø1.00



2.25

A

A

A

A

DRAWN jdodd	5/29/2013	TITLE  <b>ACM</b>		
CHECKED				
QA				
MFG				
APPROVED		SIZE <b>B</b>	DWG NO <b>0-0208-0CO1</b>	REV
		SCALE	SHEET 2 OF 2	

4 3 2 1