

# DFB laser diodes from 1900 nm to 2200 nm

## nanoplus single mode laser diodes

nanoplus is the only manufacturer world-wide routinely providing single and multi mode lasers at any wavelength from 760 to 6000 nm. At wavelengths up to 14  $\mu\text{m}$ , QCLs complete nanoplus' laser portfolio. Our patented distributed feedback laser diodes deliver single mode emission with well defined optical properties enabling a wide range of applications.

nanoplus lasers operate reliably in tens of thousands of installations worldwide, including chemical and metallurgical industries, gas pipelines, power plants, medical systems, airborne and satellite applications.

### key features

- ✓ very high spectral purity
- ✓ narrow linewidth
- ✓ excellent reliability
- ✓ wide variety of packaging options
- ✓ customer-specific designs available

### application areas

- ✓ high performance gas sensing for process and environmental control
- ✓ precision metrology
- ✓ atomic clocks
- ✓ spectroscopy
- ✓ space technology

nanoplus lasers with excellent performance are specifically designed and characterized to fit your needs. This data sheet summarizes typical properties of nanoplus DFB lasers in the range from 1900 nm to 2200 nm. This wavelength regime permits, e. g. trace gas sensing of  $\text{CO}_2$ ,  $\text{N}_2\text{O}$ ,  $\text{H}_2\text{CO}$ ,  $\text{HBr}$ , with excellent sensitivity. Overleaf data for lasers used for high performance  $\text{CO}_2$  sensing are given as an example.

general ratings (T = 25 °C)	symbol	unit	typical
optical output power	$P_{\text{out}}$	mW	3
reverse voltage	$V_r$	V	1.8
forward current	$I_f$	mA	100
side mode suppression ratio (SMSR)		dB	> 32

On request, lasers with specifically optimized properties, e. g. higher output power, are available.

### laser packaging options

TO5.6 header with or without cap

TO5 header with TEC and NTC

butterfly housing with SM or PM fiber coupling

For dimensions and accessories, please see [www.nanoplus.com](http://www.nanoplus.com)  
Further packaging options available on request.

device protected by  
US patent 6.671.306  
US patent 6.846.689  
EU patent EP0984535


nanoplus  
Nanosystems and Technologies GmbH  
Oberer Kirschberg 4  
D-97218 Gerbrunn

phone: +49 (0) 931 90827-0  
fax: +49 (0) 931 90827-19  
email: [sales@nanoplus.com](mailto:sales@nanoplus.com)  
internet: [www.nanoplus.com](http://www.nanoplus.com)

© copyright nanoplus GmbH 2013, all rights reserved.  
nanoplus GmbH reserves the right to modify these specifications at any time without notice and is not liable for errors.



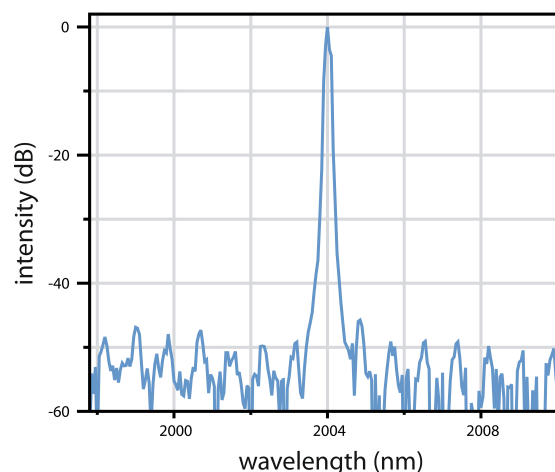
Rev. DFB2004.05



## nanoplus DFB laser diodes at 2004 nm

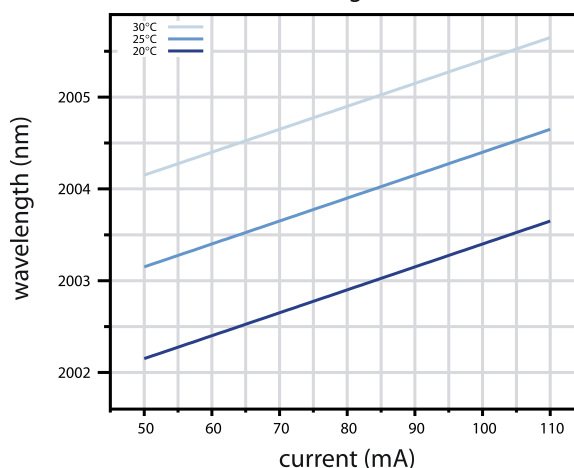
A wide variety of gas molecules exhibit characteristic absorption lines in the near infrared. At 2004 nm for example, there is a strong absorption line of CO<sub>2</sub>, which can be used for laser based sensing with very high sensitivity. This data sheet reports performance data of nanoplus DFB lasers at this wavelength. Similar performance data are obtained in the entire wavelength range from 1900 nm to 2200 nm. For examples of performance data of nanoplus lasers in other wavelength ranges, please see [www.nanoplus.com](http://www.nanoplus.com) or contact [sales@nanoplus.com](mailto:sales@nanoplus.com)

**Fig. 1**  
Room temperature cw spectrum of a nanoplus DFB laser diode operating at 2004 nm



In many applications, temperature and / or current variations are used to adjust the laser emission precisely to the target wavelength.

**Fig. 2**  
Mode hop free tuning of a nanoplus 2004 nm DFB laser diode by current variation at different temperatures



electrooptical characteristics (T = 25 °C)	symbol	unit	min	typ	max
peak wavelength	$\lambda$	nm	2003	2004	2005
threshold current	$I_{th}$	mA	20	25	50
slope efficiency	e	mW / mA	0.10	0.20	0.23
temperature tuning coefficient	$C_T$	nm / K	0.18	0.20	0.22
current tuning coefficient	$C_I$	nm / mA	0.01	0.02	0.03
slow axis (FWHM)		degrees	17	20	25
fast axis (FWHM)		degrees	35	40	45
emitting area	W x H	$\mu\text{m} \times \mu\text{m}$	3 x 1	4.5 x 1.5	5 x 2
storage temperatures	$T_s$	°C	- 40	+ 20	+ 80
operational temperature at case	$T_c$	°C	- 20	+ 25	+ 50

We will be happy to answer further questions. Please contact us at [sales@nanoplus.com](mailto:sales@nanoplus.com)

