
HL6340MG/41MG

Circular Beam Low Operating Current



ODE-208-1437D (Z)

Rev.4
Mar. 2005

Description

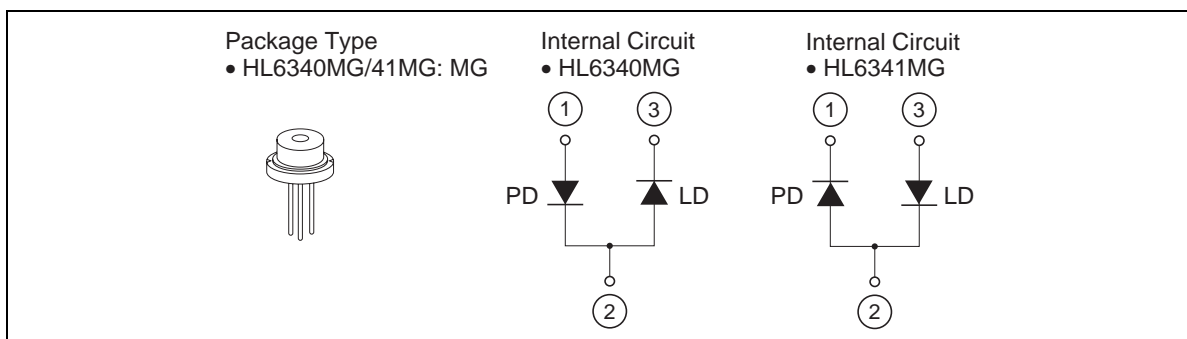
The HL6340MG/41MG are 0.63 μm band AlGaInP laser diodes can be operated with low operating current. These products were designed by self aligned refractive index (SRI) active layer structure. These are suitable as a light source for laser levelers, laser scanners and optical equipment for measurement.

Application

- Laser leveler
- Laser scanner
- Measurement

Features

- Optical output power : 5 mW CW
- Single longitudinal mode
- Visible light power : 635 nm Typ
- Low operating current : 25 mA Typ
- Low aspect ratio : 1.2 Typ
- Operating temperature : +50°C
- TM mode oscillation



HL6340MG/41MG

Absolute Maximum Ratings

($T_C = 25^\circ\text{C}$)

Item	Symbol	Value	Unit
Optical output power	P_O	5	mW
Pulse optical output power	$P_{O(\text{Pulse})}$	6 *	mW
LD reverse voltage	$V_{R(\text{LD})}$	2	V
PD reverse voltage	$V_{R(\text{PD})}$	30	V
Operating temperature	T_{opr}	-10 to +50	$^\circ\text{C}$
Storage temperature	T_{stg}	-40 to +85	$^\circ\text{C}$

Note: Pulse condition : Pulse width $\leq 1 \mu\text{s}$, duty = 50%

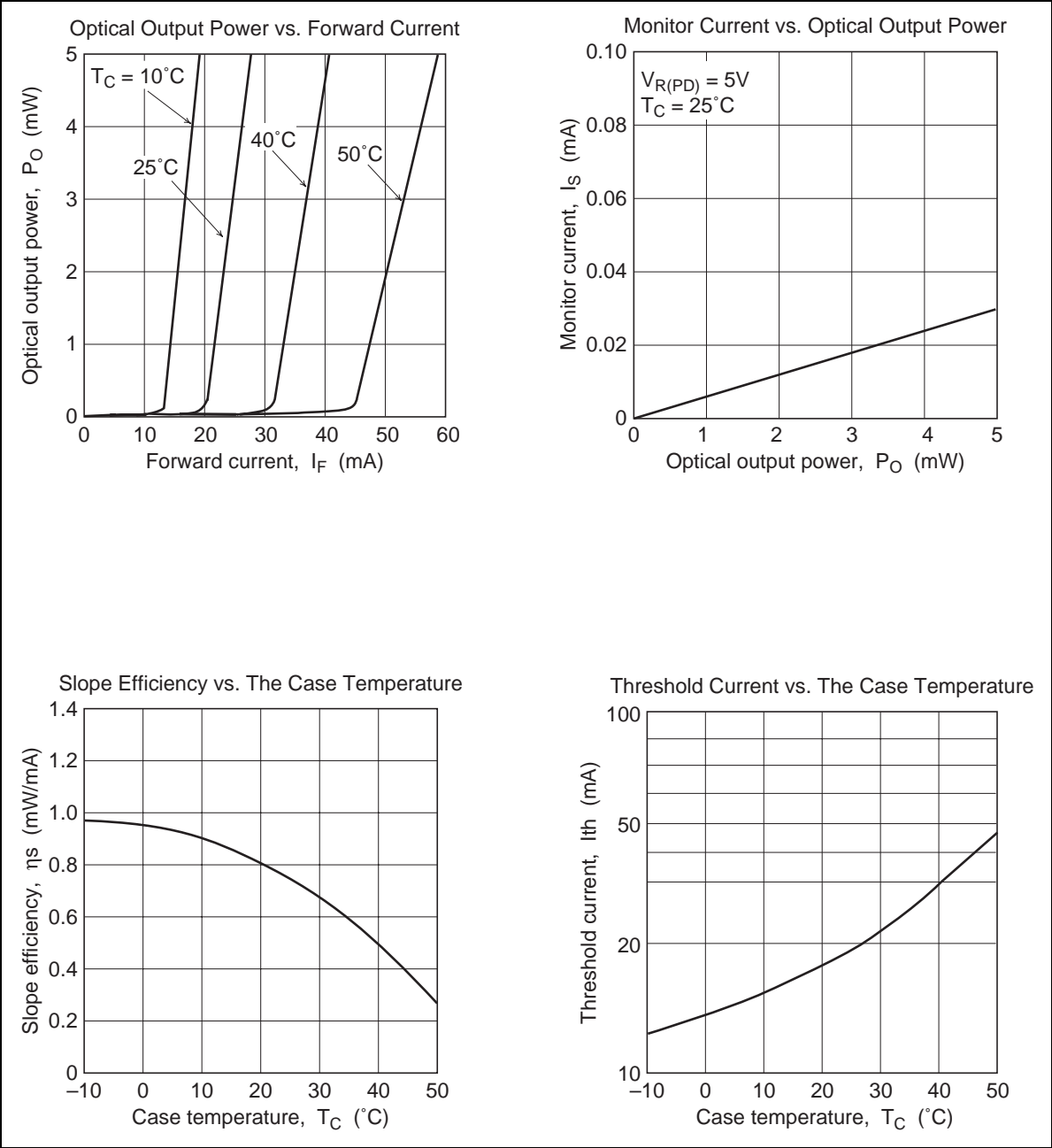
Optical and Electrical Characteristics

($T_C = 25^\circ\text{C}$)

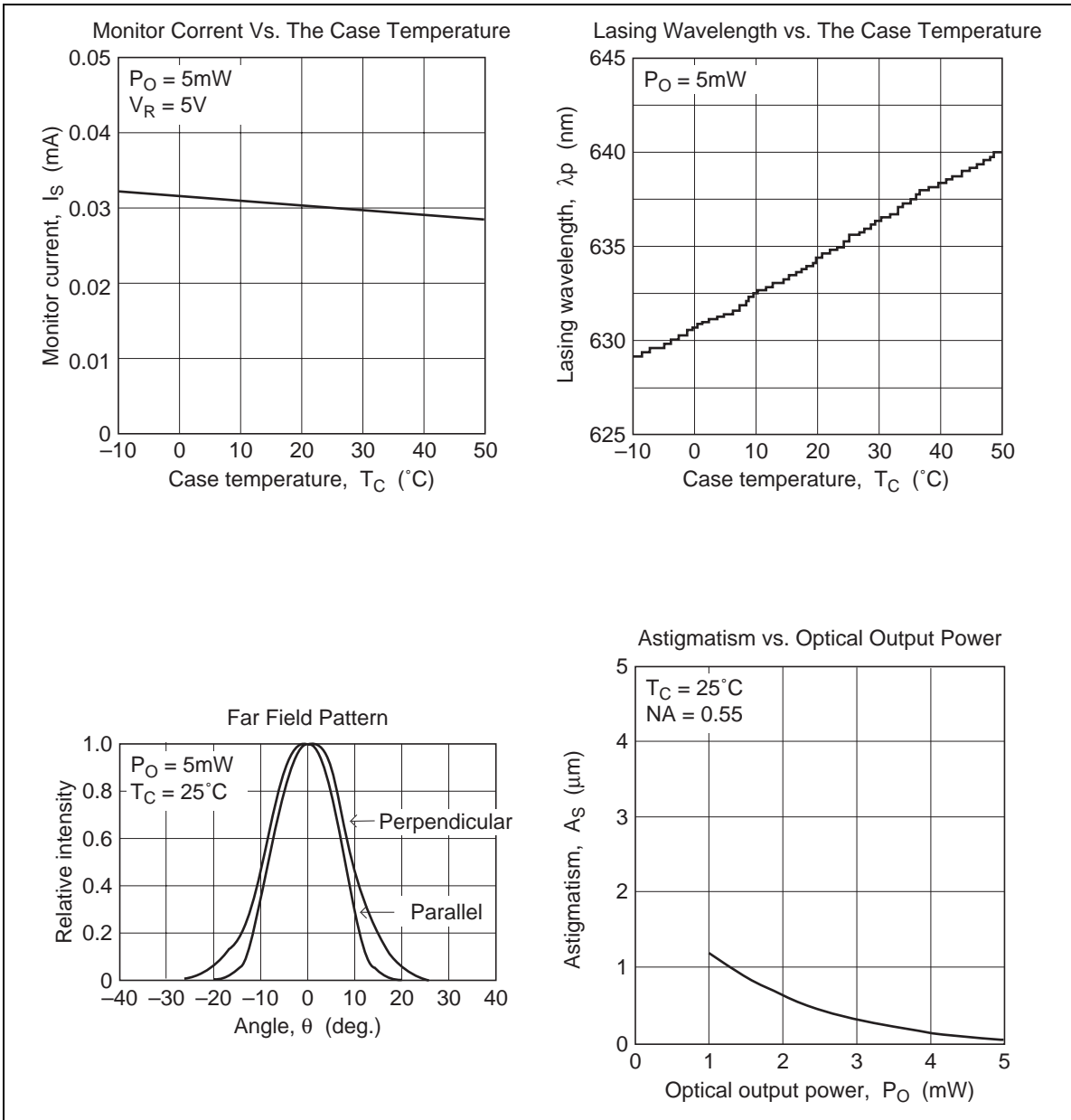
Item	Symbol	Min	Typ	Max	Unit	Test Condition
Optical output power	P_O	5	—	—	mW	—
Threshold current	I_{th}	—	20	30	mA	—
Slope efficiency	η_s	0.5	0.8	1.1	mW/mA	$3 \text{ (mW)} / (I_{(4\text{mW})} - I_{(1\text{mW})})$
Operating current	I_{OP}	—	25	40	mA	$P_O = 5 \text{ mW}$
Operating voltage	V_{OP}	—	2.4	2.7	V	$P_O = 5 \text{ mW}$
Lasing wavelength	λ_p	630	635	640	nm	$P_O = 5 \text{ mW}$
Beam divergence parallel to the junction	$\theta_{//}$	13	17	25	deg.	$P_O = 5 \text{ mW}$
Beam divergence perpendicular to the junction	θ_{\perp}	16	20	25	deg.	$P_O = 5 \text{ mW}$
Aspect ratio	$\theta_{\perp}/\theta_{//}$	—	1.2	1.5	—	$P_O = 5 \text{ mW}$
Monitor current	I_s	0.01	0.03	0.06	mA	$P_O = 5 \text{ mW}$, $V_{R(\text{PD})} = 5 \text{ V}$

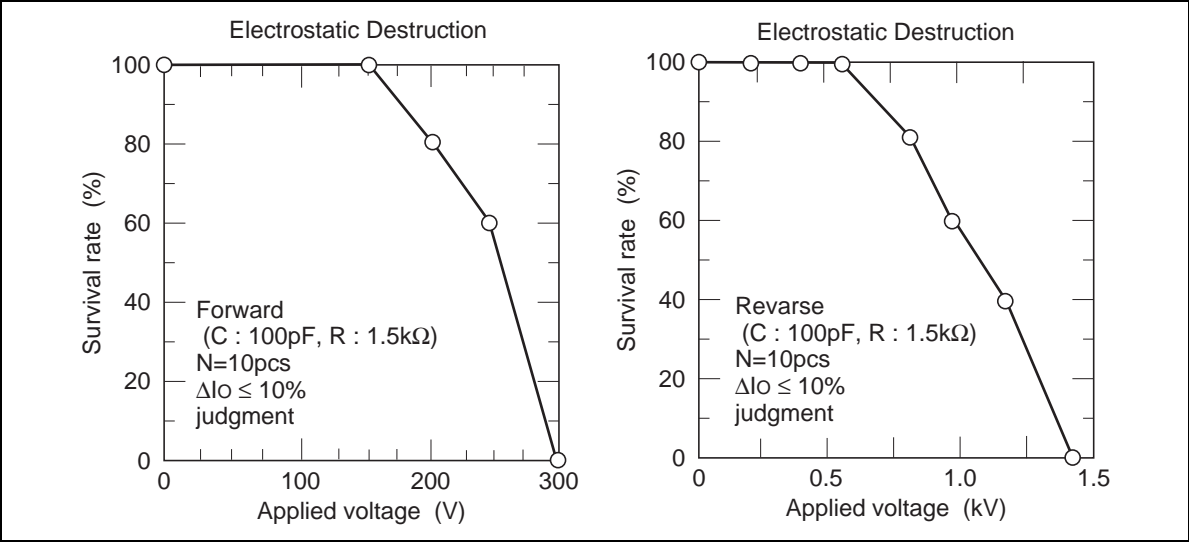
- Notes:
1. Care must be taken in laser diodes handling to prevent optical damage caused by forward surges as well as by ESD.
 2. The wavefront performance is not guaranteed.
 3. The beam has 12 deg offset against the package reference plane. Please take account it mounted on a board.

Typical Characteristic Curves



HL6340MG/41MG

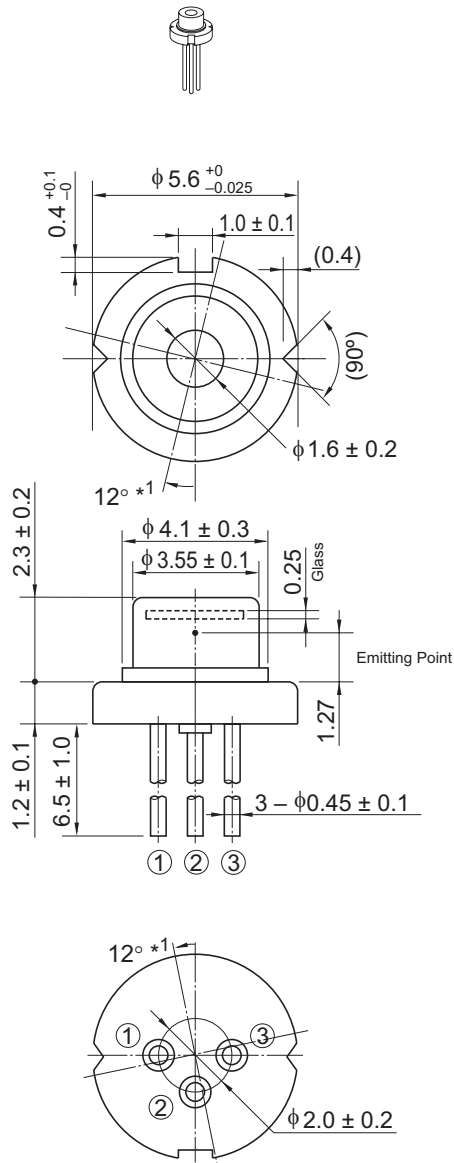




HL6340MG/41MG

Package Dimensions

Unit: mm

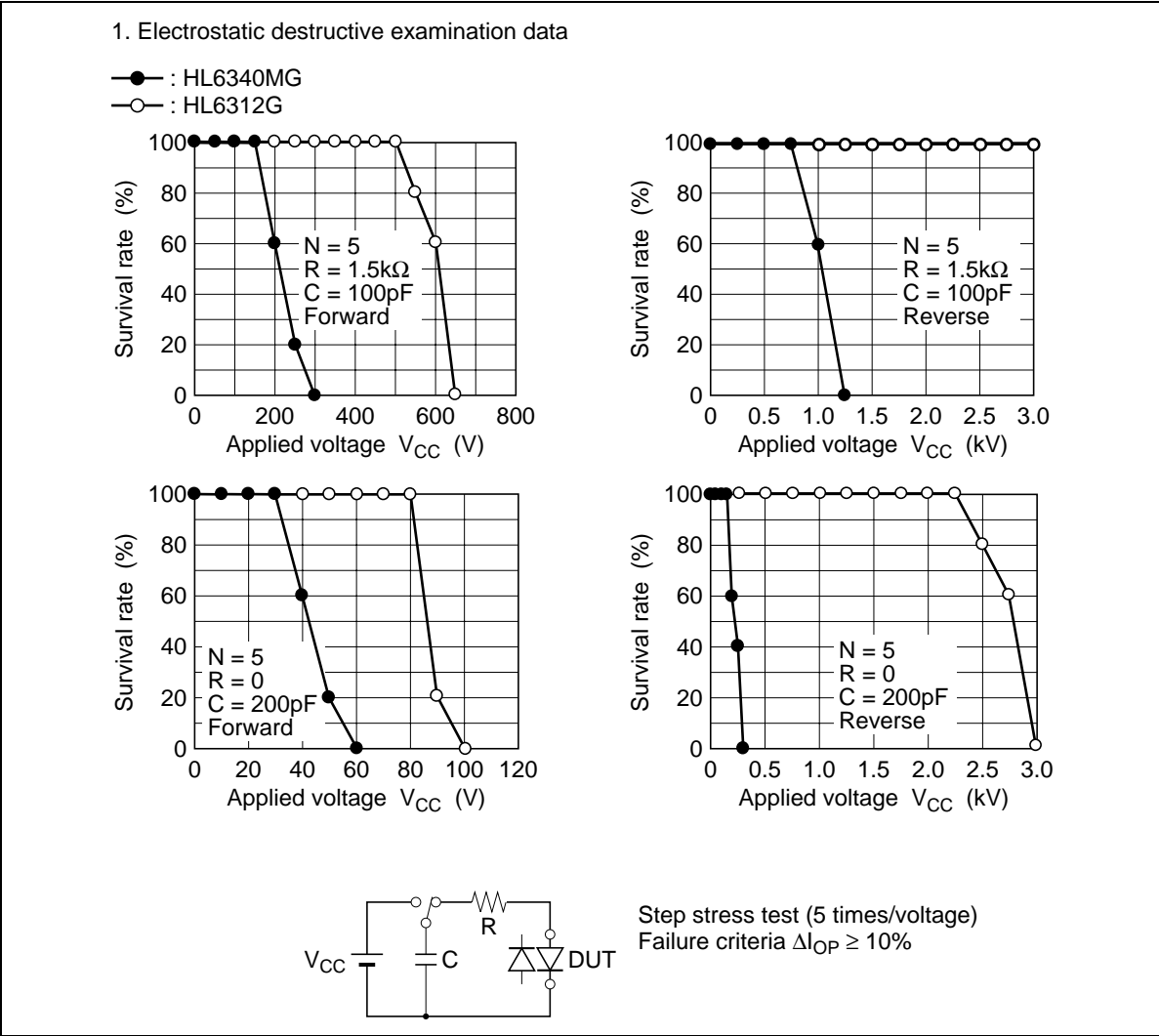


Note: 1. The beam has 12 deg offset against the package reference plane.
Please take account it mounted on a board.

OPJ Code	LD/MG
JEDEC	—
JEITA	—
Mass (reference value)	0.3 g

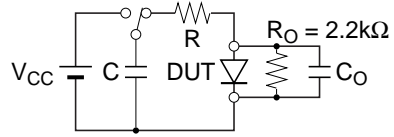
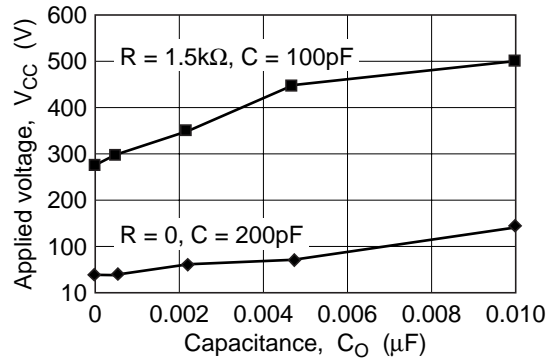
The Cautions on the Handling of HL6340MG/41MG

As laser diode differ from silicon devices, the area of safe operation (ASO) of laser diodes is not decided by power consumption alone, but optical output must be considered from view point of optical damage. These products are more sensitive to static electricity or an surge current than the conventional product. The following is test data of ESD (electric static damage). The operating condition should be within 5 mW and the working please should be keep small static electricity level such as 20 V less and small surge current such as 40 mA less from out.



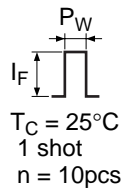
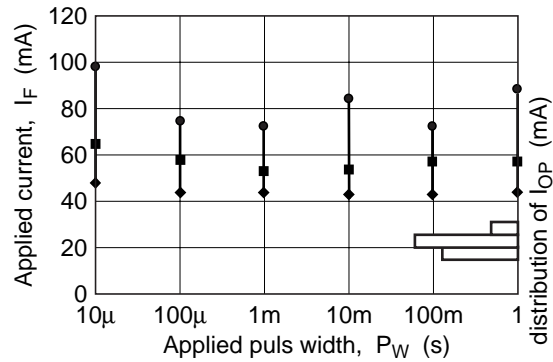
HL6340MG/41MG

2. Clamp Capacitance vs. ESD of HL6340MG/41MG



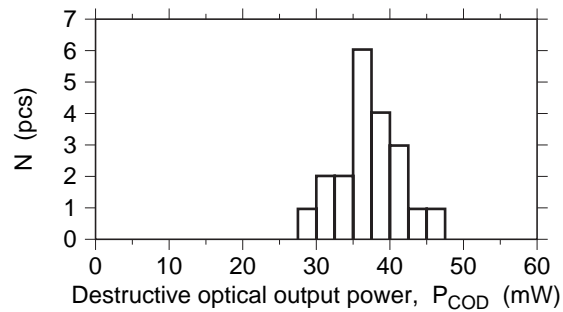
Step stress test (5 times/voltage)
Failure criteria $\Delta I_{OP} \geq 10\%$

3. Applied puls width vs. Applied current



$T_C = 25^\circ\text{C}$
1 shot
 $n = 10\text{pcs}$

4. Catastrophic optical damage of HL6340MG/41MG



Cautions

1. Opnext Japan, Inc. (OPJ) neither warrants nor grants licenses of any of our rights or any third party's patent, copyright, trademark, or other intellectual property rights for information contained in this document. OPJ bears no responsibility for problems that may arise with third party's rights, including intellectual property rights, in connection with use of the information contained in this document.
2. Products and product specifications may be subject to change without notice. Confirm that you have received the latest product standards or specifications before final design, purchase or use.
3. OPJ makes every attempt to ensure that its products are of high quality and reliability. However, contact our sales office before using the product in an application that demands especially high quality and reliability or where its failure or malfunction may directly threaten human life or cause risk of bodily injury, such as aerospace, aeronautics, nuclear power, combustion control, transportation, traffic, safety equipment or medical equipment for life support.
4. Design your application so that the product is used within the ranges guaranteed by OPJ particularly for maximum rating, operating supply voltage range, heat radiation characteristics, installation conditions and other characteristics. OPJ bears no responsibility for failure or damage when used beyond the guaranteed ranges. Even within the guaranteed ranges, consider normally foreseeable failure rates or failure modes in semiconductor devices and employ systemic measures such as fail-safes, so that the equipment incorporating OPJ product does not cause bodily injury, fire or other consequential damage due to operation of the OPJ product.
5. This product is not designed to be radiation resistant.
6. No one is permitted to reproduce or duplicate, in any form, the whole or part of this document without written approval from OPJ.
7. Contact our sales office for any questions regarding this document or OPJ products.

1. The laser light is harmful to human body especially to eye no matter what directly or indirectly. The laser beam shall be observed or adjusted through infrared camera or equivalent.
2. This product contains gallium arsenide (GaAs), which may seriously endanger your health even at very low doses. Please avoid treatment which may create GaAs powder or gas, such as disassembly or performing chemical experiments, when you handle the product.
When disposing of the product, please follow the laws of your country and separate it from other waste such as industrial waste and household garbage.
3. Definition of items shown in this CAS is in accordance with that shown in Opto Device Databook issued by OPJ unless otherwise specified.

Sales Offices



Device Business Unit Opnext Japan, Inc.

190 Kashiwagi, Komoro-shi, Nagano 384-8511, Japan
Tel: (0267) 22-4111

For the detail of Opnext, Inc., see the following homepage:

Japan (Japanese) <http://www.opnext.com/jp/products/>
Other area (English) <http://www.opnext.com/products/>

©2005 Opnext Japan, Inc., All rights reserved. Printed in Japan.
Colophon 1.0