

4

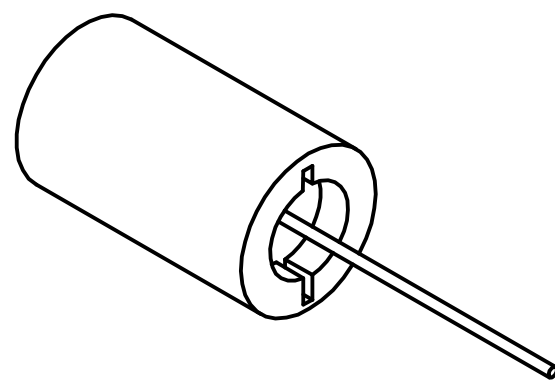
3

2

1

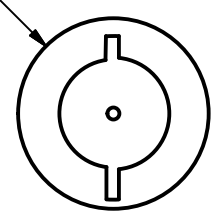
B

B

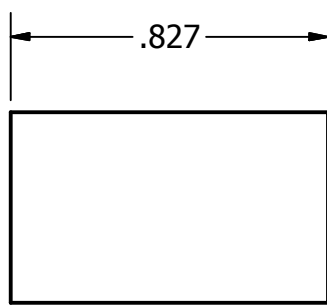


BEAM
EXIT

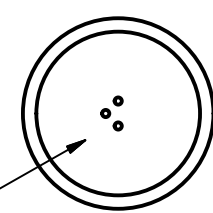
Ø.496



.827



PIN CONNECTOR



A

A

A

A

4

3

2

1

DRAWN jdodd	6/3/2013	TITLE LHPM		
CHECKED				
QA				
MFG				
APPROVED		SIZE B	DWG NO 0-0218-0C05	REV
		SCALE	SHEET 2 OF 2	